

6.72

# CHANELLING

Paths:  
6 mm Wide



dr. Kristijan Musek Lešnik, dr. Petra Lešnik Musek

# CHANELLING

## PATHS:

### 6 MM WIDE

**dr. Kristijan Musek Lešnik**  
**dr. Petra Lešnik Musek**

Workbook title: CHANELLING: Paths: 6 mm wide  
BrainscribED Resources for Visual-Motor Integration and Graphomotor Skills Development

Copyright © 2024 Kristijan Musek Lešnik, Petra Lešnik Musek  
All rights reserved.

No part of this book may be reproduced or used in any manner without the prior written permission of the copyright owners.

Members/subscribers of the BrainscribED Home Program may print and use individual worksheets from this workbook for home use within the household for the duration of their membership.


Illustrations: Daniela Barreto, Shutterstock  
Front cover illustrations: los\_ojos\_pardos, Shutterstock  
First paperback edition, 2024  
Some of the worksheets first published in e-form in 2009  
Number of pages: 154



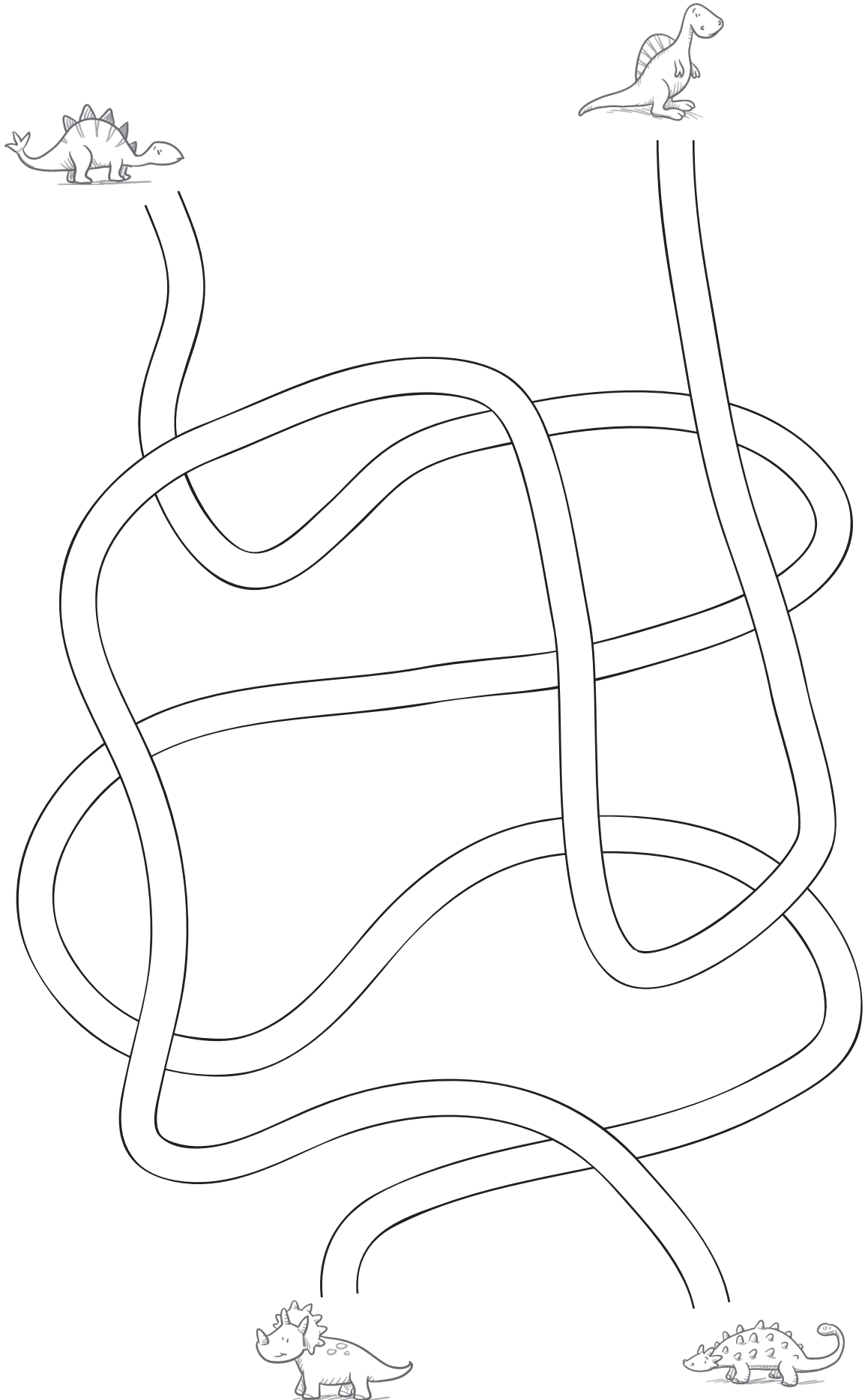
BrainscribED workbooks help children develop and strengthen their visual-motor integration and graphomotor skills!

Published by:  
IPSOS dr. Kristijan Musek Lešnik s.p.  
Požarnice 26d, SI-1351 Brezovica pri Ljubljani  
[www.brainscribed.com](http://www.brainscribed.com)


CONNECT THE FRIENDS. DRAW A LINE IN THE MIDDLE OF EACH PATH.




CONNECT THE FRIENDS. DRAW A LINE IN THE MIDDLE OF EACH PATH.




CONNECT THE FRIENDS. DRAW A LINE IN THE MIDDLE OF EACH PATH.



CONNECT THE FRIENDS. DRAW A LINE IN THE MIDDLE OF EACH PATH.



CONNECT THE FRIENDS. DRAW A LINE IN THE MIDDLE OF EACH PATH.



Chanelling tasks encourage and reinforce hand-eye coordination by asking the child to draw a line between two guiding lines. As children draw lines between them, they simultaneously trace and compare their developing lines with the guiding lines. This constant checking of the distance of the child's drawn line from the guiding lines reinforces the fine-motor control of hand movements.

Chanelling activities strengthen visual-motor integration and fine-motor control of hand and finger movements and lead to the acquisition of basic graphomotor, fine-motor and pre-writing skills and competences that will later play an important role in the development of writing and other specific finomotor skills.

## What the science says about visual motor training?

### Science fact:

Visual-motor exercises create functional connections among visual and motor regions in brains.

### Science fact:

Interrelation between fine motor skills, non-verbal intelligence and executive functioning.

### Science fact:

Visual-motor exercises improve graphomotor skills which are important predictors of later academic achievement.

**EXTENSIVE**  
collection

of **TASKS** and  
**ACTIVITIES**

for  
**EVERY** child

and for  
children with  
**DIFFICULTIES**

designed by  
**EXPERTS**

for **PARENTS**  
and **EXPERTS**

## About BrainscribED Workbooks Collection

A **comprehensive** collection of **5.600 +** worksheets and **30.000 +** activities aimed at helping the development of visual-motor integration and graphomotor skills in children.

Visual-motor integration development is stimulated by **fun** and **user friendly** activities tailored for children at different developmental stages and levels of skills.

**Every** child's visual motor integration and skills development can **benefit** from graphomotor/visual-motor tasks and training at home or in a classroom.

Teachers and other professionals working with children with visual motor integration problems or/and with writing problems will find a plentitude of useful and engaging tasks for a **systematic intervention** in BrainscribED workbooks.

BrainscribED workbooks provide **parents** with developmentally appropriate and gradually challenging tasks for their children as well as they offer **teachers** and other **experts** (preschool, school, special education, therapy, etc.) appropriate and gradually challenging tasks according to developmental needs of their children.

## Types of BrainscribED Activities

